

100 Ways to Be the One: Magnificent Elegant Updos for Long Hair to Suit Any Occasion



“100 Ways To Be The One Magnificent” Elegant Updos for Long Hair to Suit Any Occasion by Charles Ney

★★★★☆ 4.2 out of 5


Language : English
File size : 17380 KB
Text-to-Speech : Enabled
Screen Reader : Supported
Enhanced typesetting : Enabled
Print length : 109 pages
Lending : Enabled



Long hair is a beautiful asset, but it can also be a challenge to style. If you're looking for a way to keep your long hair out of your face and looking its best, an updo is a great option. Updos can be elegant, sophisticated, or even playful, depending on the style you choose. And with so many different updos to choose from, you're sure to find one that's perfect for any occasion.

1. The Classic Chignon

The chignon is a classic updo that is perfect for any formal occasion. It is elegant and sophisticated, and it can be styled in many different ways. To create a chignon, simply gather your hair into a ponytail and then wrap it around the base of the ponytail. Secure the chignon with bobby pins and hairspray.



2. The French Twist

The French twist is another classic updo that is perfect for any occasion. It is a bit more intricate than the chignon, but it is still relatively easy to do. To create a French twist, start by gathering your hair into a ponytail. Then, divide the ponytail into two sections and twist each section in opposite

directions. Wrap the two sections of hair around each other and secure the twist with bobby pins and hairspray.



The French twist is a sophisticated updo that is perfect for any formal occasion.

3. The Messy Bun

The messy bun is a more casual updo that is perfect for everyday wear. It is quick and easy to do, and it can be dressed up or down depending on the occasion. To create a messy bun, simply gather your hair into a ponytail and then wrap it around the base of the ponytail. Secure the bun with bobby pins and hairspray.



4. The Braided Bun

The braided bun is a beautiful and elegant updo that is perfect for any special occasion. It is a bit more time-consuming to do than the other updos on this list, but it is definitely worth the effort. To create a braided bun, start by braiding your hair into a ponytail. Then, wrap the braid around the base of the ponytail and secure it with bobby pins and hairspray.



The braided bun is a beautiful and elegant updo that is perfect for any special occasion.

5. The Topknot

The topknot is a fun and flirty updo that is perfect for any casual occasion. It is quick and easy to do, and it can be dressed up or down depending on the occasion. To create a topknot, simply gather your hair into a ponytail and then wrap it around the base of the ponytail. Secure the topknot with bobby pins and hairspray.




Updos are a great way to keep your long hair out of your face and looking its best. With so many different updos to choose from, you're sure to find one that's perfect for any occasion. So next time you're looking for a way to style your long hair, give one of these updos a try.



“100 Ways To Be The One Magnificent” Elegant Updos for Long Hair to Suit Any Occasion by Charles Ney

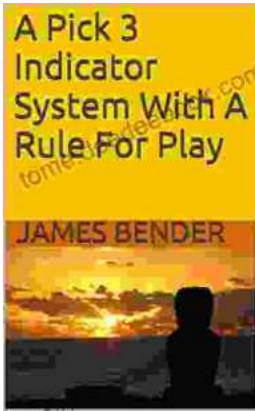
★★★★☆ 4.2 out of 5

Language : English
File size : 17380 KB
Text-to-Speech : Enabled
Screen Reader : Supported
Enhanced typesetting : Enabled
Print length : 109 pages
Lending : Enabled



Her Turn On Stage: Stepping Into The Spotlight Of Empowerment, Confidence, and Transformation

In the realm of personal growth and empowerment, there's a transformative moment that ignites a flame within us, a moment when we step out of the shadows and onto the...



Mastering the Pick Indicator System: A Comprehensive Guide with Trading Rules

In the ever-evolving world of trading, traders constantly seek reliable and effective tools to enhance their decision-making and improve their...