

Grannies In Bloom: A Guide to Creating Stunning Afghans Using Granny Motifs

: A Tapestry of Memories

Granny In Bloom Afghans, adorned with an array of colorful granny motifs, are a testament to the artistry and creativity of crocheters. Each motif, like a petal in a vibrant garden, weaves a story into the fabric of the afghan. These afghans, passed down through generations, embody the warmth and love of their makers.



Grannies in Bloom: 6 Afghans Using Granny Motifs! (Crochet) by Leisure Arts

★★★★★ 5 out of 5

Language : English
File size : 25454 KB
Text-to-Speech : Enabled
Enhanced typesetting : Enabled
Lending : Enabled
Screen Reader : Supported
Print length : 33 pages

FREE

DOWNLOAD E-BOOK





Exploring the Granny In Bloom Afghan

Granny Motifs: The Building Blocks of Beauty

Granny motifs, the cornerstone of the Grannies In Bloom Afghan, are versatile and endlessly customizable. These hexagonal or square motifs, usually crocheted with worsted weight yarn, form the foundation for


creating stunning afghans. From simple solid motifs to intricate multicolored designs, the possibilities are limitless.



Granny motifs in a myriad of shades and designs, showcasing the diversity and creativity of crocheters.

Joining Techniques: Weaving the Motifs into a Tapestry

Joining the granny motifs seamlessly is crucial for achieving a cohesive and beautiful afghan. Various techniques, such as the slip stitch join, the continuous join, or the invisible join, can be employed to connect the motifs. The choice of joining method depends on the desired look and the crocheter's preference.



Design Inspiration: A Palette of Possibilities

Chromatic Symphony: Rainbow Afghans

Rainbow granny in bloom afghans are a vibrant celebration of color. By incorporating a spectrum of hues into the motifs, crocheters create afghans

that resemble a patchwork of rainbows. These afghans bring a touch of joy and cheerfulness to any living space.



A stunning rainbow granny in bloom afghan, a kaleidoscope of colors that adds a touch of joy and warmth to any room.

Floral Rhapsody: Afghans in Bloom

Floral granny in bloom afghans capture the essence of a blooming garden. By crocheting motifs in varying shades of green, red, purple, yellow, and pink, crocheters create afghans that resemble a vibrant meadow. These afghans bring the beauty of nature indoors, fostering a serene and inviting atmosphere.



Step-by-Step Guide: Crocheting a Granny In Bloom Afghan

Embarking on the journey of creating a granny in bloom afghan can seem daunting, but with a step-by-step guide, it becomes an achievable endeavor. Follow these instructions to crochet your own unique and beautiful afghan:

Materials:

- Worsted weight yarn in various colors
- 4.5mm crochet hook
- Yarn needle
- Scissors

Granny Motif:

1. Chain 4, close into a ring with a slip stitch.
2. Chain 3, double crochet 2 into the ring, double crochet 1 into the ring, chain 2, double crochet 3 into the ring. Repeat from * three more times. Join with a slip stitch to the top of the starting chain 3.
3. Chain 3, *double crochet 2 into the same stitch, chain 2, triple crochet into the next stitch, chain 2, triple crochet into the next stitch, chain 2, triple crochet into the next stitch, chain 2, double crochet into the next stitch, chain 2*. Repeat from * around. Join with a slip stitch to the top of the starting chain 3.
4. Repeat row 3 three more times.
5. Fasten off and weave in ends.

Joining Motifs:

1. Place two motifs together, aligning the corners.
2. Insert the yarn needle through the first corner of both motifs.
3. Yarn over and pull through both corners.
4. Yarn over and insert the needle through the next two corners, yarn over and pull through.
5. Repeat for all corners, fasten off and weave in ends.

Border:

1. Join yarn to any corner of the afghan.
2. Chain 1, single crochet into the same corner, chain 1, double crochet into the same corner.
3. Chain 1, skip one stitch, work 3 double crochet into the next stitch.
4. Repeat steps 2 and 3 around the entire afghan.
5. Fasten off and weave in ends.

: A Legacy of Creativity


Grannies In Bloom Afghans, with their vibrant colors, intricate motifs, and timeless charm, are a testament to the creativity and skill of crocheters. These afghans not only provide warmth and comfort but also serve as cherished heirlooms, connecting generations through the art of crochet. By embracing the techniques and inspiration outlined in this guide, crocheters can create their own unique granny in bloom afghans, adding a touch of beauty and a piece of their hearts to their homes.



Grannies in Bloom: 6 Afghans Using Granny Motifs! (Crochet) by Leisure Arts

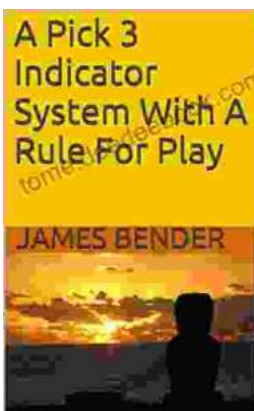
★★★★★ 5 out of 5

Language : English
File size : 25454 KB
Text-to-Speech : Enabled
Enhanced typesetting : Enabled
Lending : Enabled
Screen Reader : Supported
Print length : 33 pages



Her Turn On Stage: Stepping Into The Spotlight Of Empowerment, Confidence, and Transformation

In the realm of personal growth and empowerment, there's a transformative moment that ignites a flame within us, a moment when we step out of the shadows and onto the...



Mastering the Pick Indicator System: A Comprehensive Guide with Trading Rules

In the ever-evolving world of trading, traders constantly seek reliable and effective tools to enhance their decision-making and improve their...

