

# How to Create and Profit from Digital Products with Canva

Canva is a powerful online graphic design platform that can be used to create a wide variety of digital products, such as social media graphics, printables, and ebooks. In this article, we will show you how to create and sell digital products with Canva, so that you can start earning money from your creativity.



## How To Create With Canva & Profit From It by Deb Hastings

★★★★☆ 4 out of 5

Language : English

File size : 1897 KB

Lending : Enabled

Screen Reader : Supported

Print length : 73 pages

Paperback : 100 pages

Item Weight : 7.5 ounces

Dimensions : 6.14 x 0.23 x 9.21 inches



## Step 1: Choose a niche

The first step to creating a successful digital product is to choose a niche. This is the topic or area of interest that your product will focus on. When choosing a niche, it is important to consider your interests, skills, and knowledge.

Once you have chosen a niche, you can start to brainstorm ideas for your product. What kind of information or resources would be valuable to your

target audience? What problems could you solve for them?

## **Step 2: Create your product**

Once you have a clear idea of what you want to create, you can start to create your product using Canva. Canva offers a wide range of templates and tools that make it easy to create beautiful and professional-looking designs.

If you are not sure where to start, Canva offers a variety of tutorials and resources that can help you get started.

## **Step 3: Set your price**

Once you have created your product, you need to set a price. The price of your product will depend on a number of factors, such as the value of the information or resources that you are providing, the length of your product, and the competition in your niche.

It is important to price your product competitively, but you also need to make sure that you are making a profit.

## **Step 4: Create a sales page**

Once you have set a price for your product, you need to create a sales page. This is the page where potential customers will learn more about your product and make a purchase.

Your sales page should be clear and concise, and it should highlight the benefits of your product. You should also include testimonials from happy customers to help build credibility.

## **Step 5: Promote your product**

Once you have created a sales page, you need to start promoting your product. There are a number of different ways to promote your product, such as:

- Social media
- Email marketing
- Content marketing
- Paid advertising

The best way to promote your product will depend on your target audience and your budget.

## **Step 6: Deliver your product**

Once you have sold a product, you need to deliver it to your customer. The best way to deliver your product will depend on the type of product that you are selling.


If you are selling a digital product, you can deliver it to your customer via email or download link.

## **Step 7: Provide excellent customer service**

Providing excellent customer service is essential for any business, but it is especially important for businesses that sell digital products.

Make sure that you are responsive to customer inquiries and that you are willing to help them with any problems that they may have.

Creating and selling digital products with Canva is a great way to earn money from your creativity. By following the steps in this article, you can create a successful digital product business that will help you achieve your financial goals.



## How To Create With Canva & Profit From It by Deb Hastings

★★★★☆ 4 out of 5

Language : English

File size : 1897 KB

Lending : Enabled

Screen Reader: Supported

Print length : 73 pages


Paperback : 100 pages

Item Weight : 7.5 ounces

Dimensions : 6.14 x 0.23 x 9.21 inches

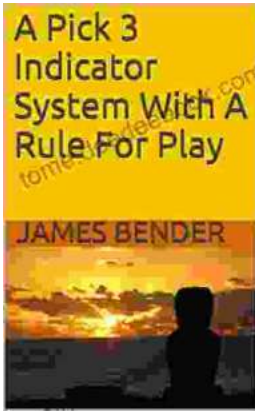
FREE

DOWNLOAD E-BOOK



## Her Turn On Stage: Stepping Into The Spotlight Of Empowerment, Confidence, and Transformation

In the realm of personal growth and empowerment, there's a transformative moment that ignites a flame within us, a moment when we step out of the shadows and onto the...



## **Mastering the Pick Indicator System: A Comprehensive Guide with Trading Rules**

In the ever-evolving world of trading, traders constantly seek reliable and effective tools to enhance their decision-making and improve their...