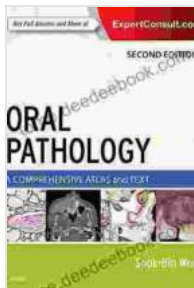


# Oral Pathology Comprehensive Atlas And Text: An In-Depth Exploration of Oral Diseases

Oral pathology is a specialized branch of dentistry that deals with the diagnosis and management of diseases affecting the oral cavity, including the teeth, gums, tongue, and other structures.



## Oral Pathology: A Comprehensive Atlas and Text

by Jack Townsend

★★★★☆ 4.7 out of 5

Language : English

File size : 207509 KB

Text-to-Speech : Enabled

Screen Reader : Supported

Enhanced typesetting : Enabled

Print length : 516 pages



The **Oral Pathology Comprehensive Atlas and Text** is a comprehensive and highly illustrated guide to the field of oral pathology. The book provides an in-depth overview of the clinical, histologic, and molecular aspects of oral diseases.

## Authors and Editors

The **Oral Pathology Comprehensive Atlas and Text** is edited by a team of renowned oral pathologists, including:

- **Dr. Brad W. Neville**, Professor and Chair of the Department of Oral and Maxillofacial Pathology, University of Iowa College of Dentistry

- **Dr. Douglas A. Damm**, Professor and Chair of the Department of Oral and Maxillofacial Pathology, Indiana University School of Dentistry
- **Dr. Carl M. Allen**, Professor and Chair of the Department of Oral and Maxillofacial Pathology, University of Texas Health Science Center at Houston

With their extensive experience in oral pathology, the editors have compiled a comprehensive and authoritative resource that is essential reading for dental professionals and students.

### **Contents of the Atlas and Text**

The **Oral Pathology Comprehensive Atlas and Text** covers a wide range of topics in oral pathology, including:

- Clinical examination and diagnosis of oral diseases
- Histologic and molecular analysis of oral lesions
- Treatment planning and management of oral diseases
- Special topics in oral pathology, such as head and neck cancer and HIV-associated oral lesions

The book is organized into 20 chapters, each of which is written by experts in the field. The chapters are extensively illustrated with high-quality color photographs, diagrams, and tables.

### **Audience**

The **Oral Pathology Comprehensive Atlas and Text** is an essential resource for:

- Dentists and dental students
- Oral and maxillofacial surgeons
- Oral pathologists
- Pathologists
- Medical students and residents

The book is also a valuable reference for nurses, dental hygienists, and other healthcare professionals involved in the care of patients with oral diseases.

### **Unique Features**

The **Oral Pathology Comprehensive Atlas and Text** offers a number of unique features that set it apart from other textbooks in the field:


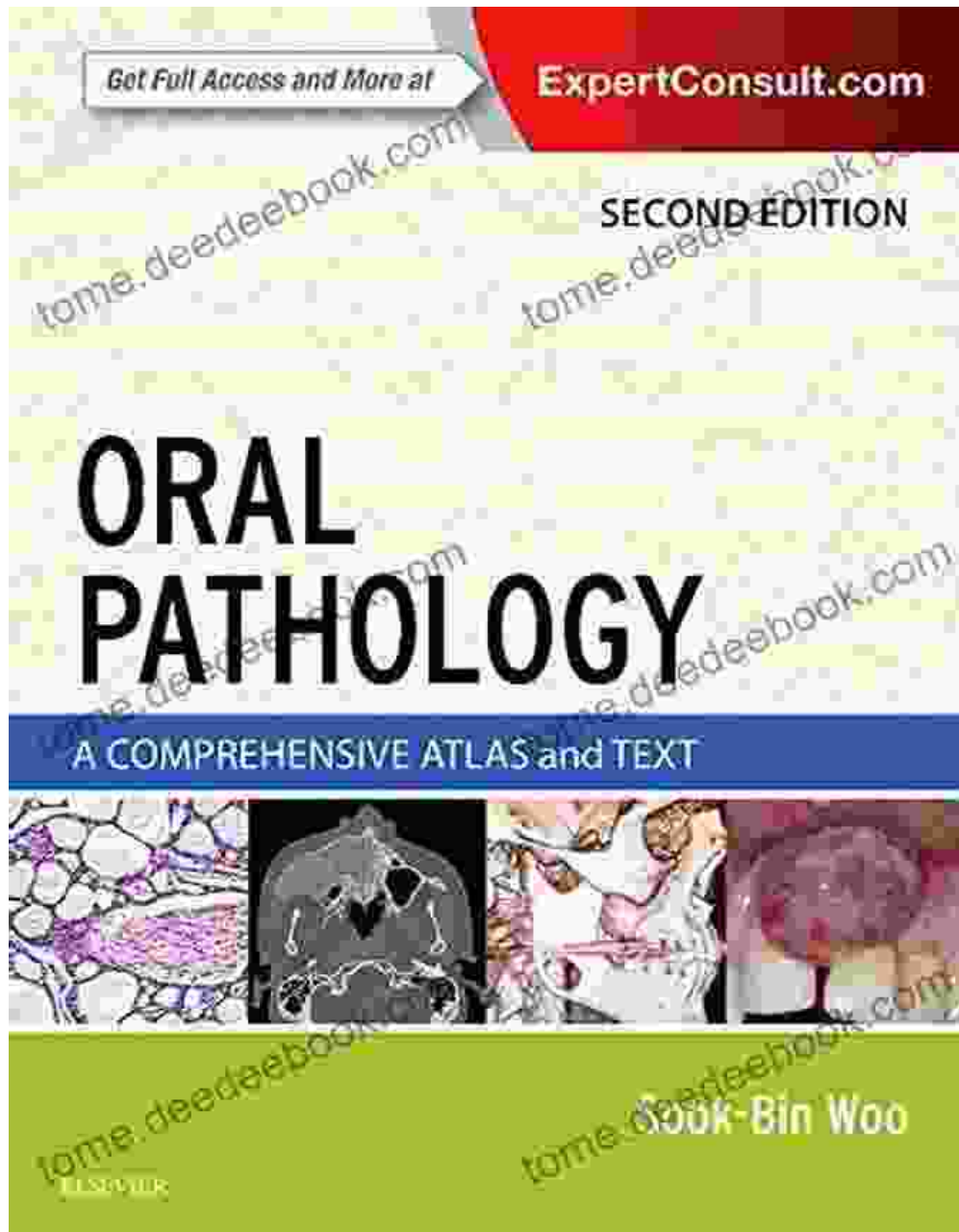
- **Comprehensive coverage:** The book covers all aspects of oral pathology, from basic science to clinical practice.
- **Highly illustrated:** The book is extensively illustrated with high-quality color photographs, diagrams, and tables.
- **Written by experts:** The book is written by a team of leading oral pathologists.
- **Up-to-date:** The book is updated to include the latest advances in oral pathology.

### **Benefits of the Atlas and Text**

The **Oral Pathology Comprehensive Atlas and Text** offers a number of benefits to its readers:

- **Improved diagnostic accuracy:** The book provides a comprehensive overview of oral diseases, which can help dentists and other healthcare professionals to make more accurate diagnoses.
- **Enhanced treatment planning:** The book provides detailed information on the treatment of oral diseases, which can help dentists and other healthcare professionals to develop more effective treatment plans.
- **Increased knowledge of oral diseases:** The book provides a wealth of information on oral diseases, which can help dentists and other healthcare professionals to stay up-to-date on the latest advances in the field.

The **Oral Pathology Comprehensive Atlas and Text** is the most comprehensive and authoritative resource on oral pathology available today. The book is essential reading for dental professionals and students, and it is also a valuable reference for pathologists, medical students, and other healthcare professionals involved in the care of patients with oral diseases.



## Oral Pathology: A Comprehensive Atlas and Text

by Jack Townsend

★★★★☆ 4.7 out of 5

Language : English

File size : 207509 KB

Text-to-Speech : Enabled


Screen Reader : Supported

Enhanced typesetting : Enabled

Print length : 516 pages

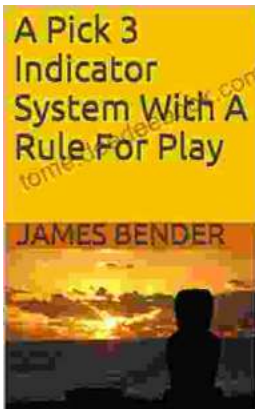
FREE

DOWNLOAD E-BOOK



## Her Turn On Stage: Stepping Into The Spotlight Of Empowerment, Confidence, and Transformation

In the realm of personal growth and empowerment, there's a transformative moment that ignites a flame within us, a moment when we step out of the shadows and onto the...



## Mastering the Pick Indicator System: A Comprehensive Guide with Trading Rules

In the ever-evolving world of trading, traders constantly seek reliable and effective tools to enhance their decision-making and improve their...