


The Ultimate Guide to Spinning, Weaving, and Knitting Stitches: Unlocking the Secrets of Textile Creation

Textile artistry, with its intricate threads and vibrant patterns, has captivated civilizations for millennia. The foundation of this captivating craft lies in the mastery of spinning, weaving, and knitting stitches. These techniques transform humble fibers into exquisite fabrics, adorning our lives with comfort, beauty, and expression.



WEAVING AND KNITTING STITCHES : Basic Guide and Secrets of Spinning, Weaving, and Knitting Stitches

by ALLAN FORD

★★★★☆ 4.8 out of 5

Language : English

File size : 199 KB

Text-to-Speech : Enabled

Screen Reader : Supported

Enhanced typesetting : Enabled

Print length : 50 pages

Lending : Enabled

Paperback : 160 pages

Item Weight : 3.52 ounces

Dimensions : 3.39 x 0.39 x 4.8 inches



This comprehensive guide will delve into the enchanting world of textile creation, unraveling the secrets of spinning, weaving, and knitting stitches. From the basics to advanced techniques, we will explore the tools,

materials, and know-how required to unlock the boundless possibilities of fabric making.

Chapter 1: Spinning: The Art of Transforming Fibers into Yarn

Spinning, the ancient art of transforming raw fibers into yarn, is the first step in the textile creation journey. This fascinating process involves twisting and drawing out fibers, aligning them in a continuous thread. The thickness, texture, and strength of the yarn depend on the choice of fiber, the spinning method, and the spinner's skill.

Tools and Materials for Spinning

- **Spinning wheel:** A mechanical device used to twist and draw out fibers into yarn.
- **Drop spindle:** A handheld tool that suspends the fiber and allows the spinner to twist it by hand.
- **Fiber:** Can include wool, cotton, flax, silk, or other natural or synthetic materials.

Basic Spinning Techniques

Drop Spindling

Hold the fiber in one hand and the drop spindle in the other. Twist the spindle clockwise and release it. As the spindle falls, the fiber will twist and begin to form a yarn. Wind the yarn onto the spindle as it twists.

Wheel Spinning

Attach the fiber to the spinning wheel and treadle to spin the wheel. Feed the fiber into the drafting zone, where it will be twisted and drawn out. Wind

the yarn onto the bobbin as it spins.

Advanced Spinning Techniques

- **Ply spinning:** Twisting two or more yarns together to create a stronger, more durable yarn.
- **Art yarn spinning:** Incorporating embellishments such as beads, sequins, or other materials into the yarn.
- **Color blending:** Mixing different colored fibers to create variegated or gradient yarns.

Chapter 2: Weaving: Interlacing Yarns to Create Fabric

Weaving, the art of interlacing perpendicular yarns to form fabric, is an ancient technique that has produced countless textiles throughout history. By manipulating the warp (lengthwise yarns) and weft (crosswise yarns), weavers create intricate patterns and textures.

Tools and Materials for Weaving

- **Loom:** A frame that holds the warp yarns in place while the weft yarns are woven through them.
- **Warp yarns:** Strong yarns that run lengthwise in the fabric.
- **Weft yarns:** Yarns that run crosswise in the fabric.

Basic Weaving Techniques

Plain Weave

The simplest weave, where each weft yarn passes over and under each warp yarn, creating a balanced and stable fabric.

Twill Weave

A weave where the weft yarn passes over and under multiple warp yarns, creating a diagonal pattern and a more durable fabric.

Satin Weave

A weave where the weft yarn floats over several warp yarns before passing under one, resulting in a smooth, lustrous surface.

Advanced Weaving Techniques

- **Double weave:** Weaving two layers of fabric simultaneously, creating complex patterns and textures.
- **Jacquard weaving:** Using a special loom that allows for precise control over individual warp yarns, creating intricate designs.
- **Twined weaving:** Interlacing yarns around each other to create durable and decorative fabrics.

Chapter 3: Knitting: Looping Yarn to Form Fabric

Knitting, the art of creating fabric by interlocking loops of yarn, is a versatile technique that offers countless possibilities for texture, pattern, and drape. With just two needles, knitters can create garments, accessories, and home décor with remarkable precision and creativity.

Tools and Materials for Knitting

- **Knitting needles:** Pointed needles that hold the yarn and create the loops of fabric.
- **Yarn:** Can include wool, cotton, acrylic, or other natural or synthetic fibers.

- **Stitch markers:** Small rings or clips that help keep track of specific stitches or rows.

Basic Knitting Stitches

Knit Stitch

The most basic stitch, where the yarn is brought up through the next stitch on the left-hand needle and over the right-hand needle.

Purl Stitch

A variation of the knit stitch, where the yarn is brought up through the next stitch on the right-hand needle and over the left-hand needle.

Rib Stitch

A combination of knit and purl stitches in alternating rows, creating a ribbed texture.


Advanced Knitting Techniques

- **Cable knitting:** Interlacing groups of stitches to create intricate patterns.
- **Lace knitting:** Using special stitches that create openwork patterns and delicate textures.
- **Intarsia knitting:** Changing yarn colors within a row to create patterns and designs.

The world of textile creation is a boundless tapestry of possibilities, where the secrets of spinning, weaving, and knitting stitches unlock a universe of creativity and expression. From the humble beginnings of raw fibers to the

exquisite fabrics that adorn our lives, these techniques have shaped civilizations and nurtured our artistic spirit.

Whether you are a seasoned textile artist or just beginning your journey into the world of fiber crafts, this guide has provided a thorough foundation in the basics and beyond. With practice, passion, and a touch of inspiration, you can master the art of textile creation and weave your own unique masterpieces.



WEAVING AND KNITTING STITCHES : Basic Guide and Secrets of Spinning, Weaving, and Knitting Stitches

by ALLAN FORD

★★★★☆ 4.8 out of 5

Language : English

File size : 199 KB

Text-to-Speech : Enabled

Screen Reader : Supported

Enhanced typesetting : Enabled

Print length : 50 pages

Lending : Enabled

Paperback : 160 pages


Item Weight : 3.52 ounces

Dimensions : 3.39 x 0.39 x 4.8 inches

FREE

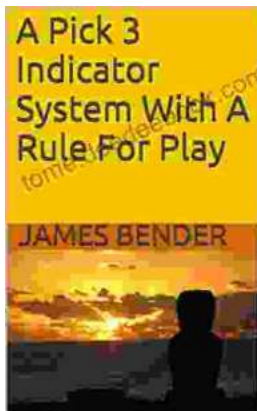
DOWNLOAD E-BOOK





Her Turn On Stage: Stepping Into The Spotlight Of Empowerment, Confidence, and Transformation

In the realm of personal growth and empowerment, there's a transformative moment that ignites a flame within us, a moment when we step out of the shadows and onto the...



Mastering the Pick Indicator System: A Comprehensive Guide with Trading Rules

In the ever-evolving world of trading, traders constantly seek reliable and effective tools to enhance their decision-making and improve their...